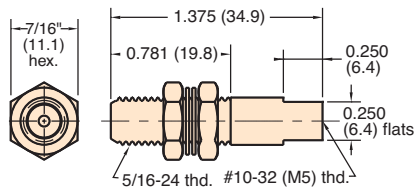




# MINIMATIC® QUICK CONNECT

All fittings are Brass

## Valve Body



Part No.	Description
----------	-------------

<u>MQC-V3</u>	Valve Body
---------------	------------

**Thread:** Tapped #10-32

**Mounting:** In panel or bracket to 1/4" thick with two 7/16" mounting nuts and lockwashers furnished; like MQC-V2, but end is tapped #10-32 instead of threaded

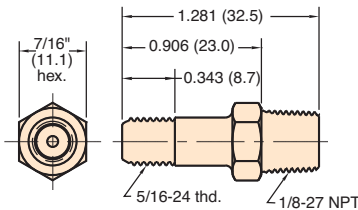
**Seals:** Buna-N

**Use:** For connection with external shut-off to external hose, use hose connectors: MQC-F, MQC-FT, MQC-F2

**Options:** (-ENP), (-M5)



## Valve Body



Part No.	Description
----------	-------------

<u>MQC-VP</u>	Valve Body
---------------	------------

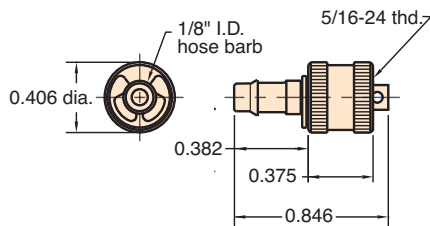
**Thread:** 1/8" NPT base; 5/16-24 body

**Use:** For connection with external shut-off to external hose, use hose connectors: MQC-F, MQC-FT, MQC-F

**Seals:** Buna-N

**Options:** (-ENP), (-MR)

## 1/8" Hose Connector



Part No.	Description
----------	-------------

<u>MQC-FS</u>	Hose Connector
---------------	----------------

**Thread:** I.D. of knurled end screws onto male end of valve bodies

**For Use With:** 1/8" I.D. Vinyl, Buna-N or braided hose

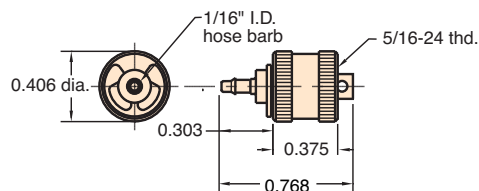
**Installation:** Simply push hose onto barbed end and secure with hose clamp 5000-1, 5000-2 or 5000-1A.

**Seals:** Buna-N

**Options:** (-ENP)

**Triple Barb:** Order MQC-F

## 1/16" Hose Connector



Part No.	Description
----------	-------------

<u>MQC-F2S</u>	Hose Connector
----------------	----------------

**Thread:** I.D. of knurled end screws onto male end of valve bodies

**For Use With:** Subminiature VYH1-0402-CLT 1/16" ID vinyl hose

**Installation:** Simply push hose onto barbed end and secure with slip-over hose clamp furnished

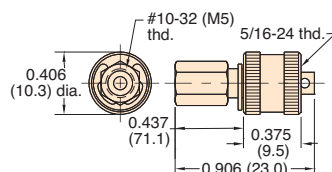
**Seals:** Buna-N

**Options:** (-ENP)

**Triple Barb:** Order MQC-F2



## #10-32 (M5) Tapped Connector



Part No.	Description
----------	-------------

<u>MQC-FT</u>	#10-32 Connector
---------------	------------------

**Thread:** Outlet is tapped #10-32 or M5 Metric. I.D. of knurled end screws onto male end of valve bodies: MQC-V2, MQC-V3, MQC-VP

**Mounting:** Outlet mounts with #10-32 (M5) short coupling 11999

**Seals:** Buna-N

**Options:** (-ENP), (-M5)



**Tip** When assembling #10-32 threaded fittings with gaskets, turn the fitting in until the gasket contacts the surface. Then give the fitting less than a 1/4 turn to achieve a good seal.